

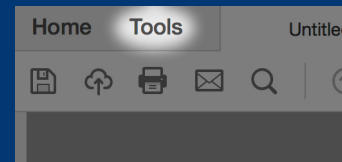
Accessible PDFs

All Chang School staff who work with PDF files should now be using **Adobe Acrobat Pro DC**, available through the Ryerson Adobe Cloud License. Speak to your supervisor to learn how to obtain your own copy.

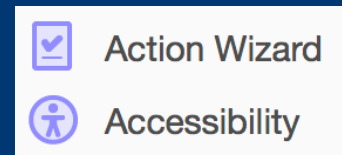
1 Open your PDF document in **Adobe Acrobat Pro DC**



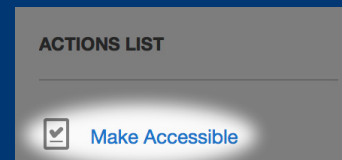
2 Enable the **Action Wizard** and **Accessibility** tools



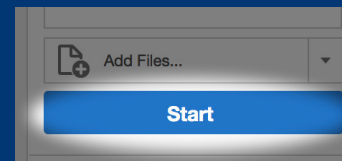
3 In the **Tool** panel on the right open the **Action Wizard**



4 In the **Actions List** that appears choose **Make Accessible**



5 Press the **Start** button and follow the instructions



6 Run the **accessibility checker** and address any issues it identifies



For more information please contact greg.gay@ryerson.ca or visit de.ryerson.ca/help/instructor.